



UDA

Since 1960

About UDA

MEMBERS

37

EXPORTS

>30 COUNTRIES




HEADQUARTERS
TEMPE, AZ




POUNDS OF MILK
PRODUCED PER YEAR


4 BILLION




Supply Chain



**Arizona's
dairy farms**



**UDA's manufacturing
plant**



To the world



Dairy Trends and UDA Engagement

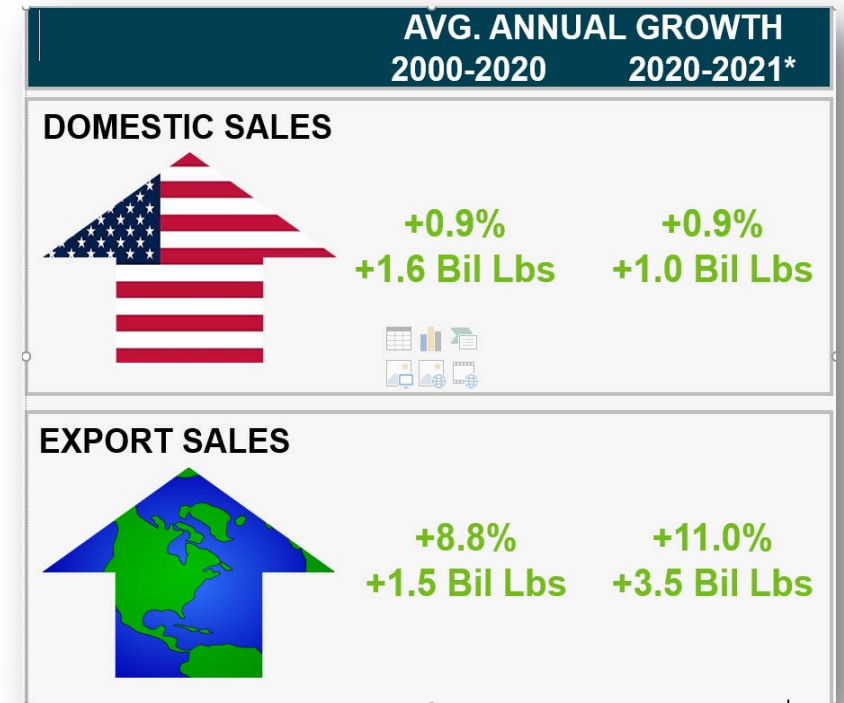
ENVIRONMENT



EXPANSION



EXPORT



Source: NMPF *2021 YTD through Nov

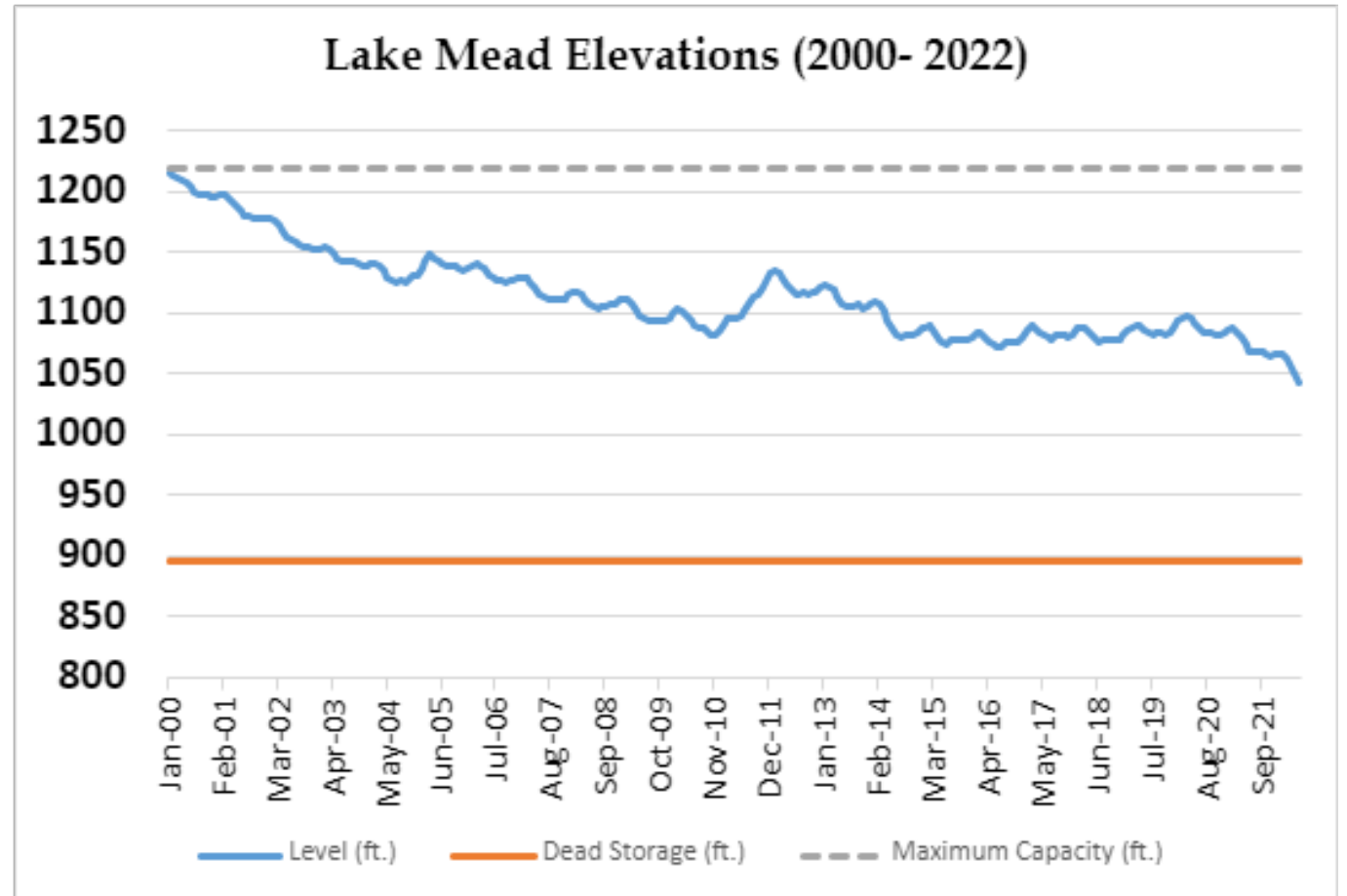
AZ Water Concerns and Solutions

Concerns


- Increased feed prices from agriculture-impacted cutbacks
- Municipal water availability
- Potential future cutbacks

Solutions

- Government funding for new wells
- Water efficient technologies
- Statewide planning



2030 Sustainability Targets



**CARBON-
REDUCE**
SCOPE 1 & 2
GHG
EMISSIONS
BY 50%;
GENERAL
SCOPE 3
REDUCTION



**ENERGY-
INCREASE**
THE USE OF
RENEWABLE
ENERGY MIX
AT PLANT
AND FLEET



**WATER-
REDUCE**
WATER
WITHDRAWAL
PER MILLION
POUNDS
PROCESSED
BY 15%



**WASTE-
MAINTAIN**
99%
DIVERSION
RATE OF
WASTE
FROM
LANDFILL
FOR NEXT 10
YEARS